

## Software Features

*Eagle Eye*


### Trim Video


You may find it necessary to trim the race video in the event you wish to e-mail it to a coach or athlete or reduce its storage size.

#### 1. Determine the beginning of the clip

RIGHT CLICK the **blue bookmark feature**  (bottom toolbar) at the point (frame) of your of where you want your new video **clip to begin**.

#### 2. Determine the end of the clip

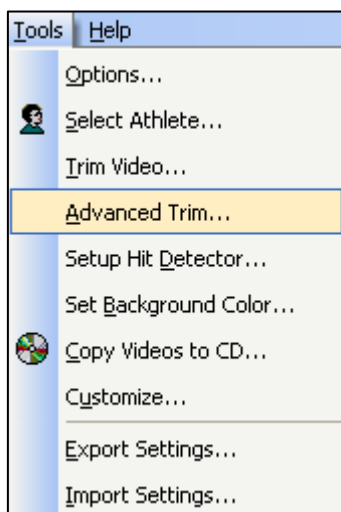
RIGHT CLICK the **blue bookmark** again  where you'd like the video **clip to end**.  
You



This will create a RED and BLUE bookmark pair - where blue indicates the start and red indicates the end of the video clip.

#### 3. Run TRIM function

LEFT CLICK the **TRIM feature** (scissors icon) on the bottom toolbar.



**Tip:** For more advanced trim options go to TOOLS-ADVANCED TRIM on the top toolbar